Cambridge International AS & A Level

Cambridge International Examinations
Cambridge International Advanced Subsidiary and Advanced Level

CANDIDATE NAME									
CENTRE NUMBER						CANDIDATE NUMBER			

7917368043

PHYSICS **9702/22**

Paper 2 AS Level Structured Questions **February/March 2016**

1 hour 15 minutes

Candidates answer on the Question Paper.

No Additional Materials are required.

READ THESE INSTRUCTIONS FIRST

Write your Centre number, candidate number and name on all the work you hand in.
Write in dark blue or black pen.
You may use an HB pencil for any diagrams or graphs.
Do not use staples, paper clips, glue or correction fluid.
DO **NOT** WRITE IN ANY BARCODES.

Answer **all** questions.

Electronic calculators may be used.
You may lose marks if you do not show your working or if you do not use appropriate units.

At the end of the examination, fasten all your work securely together.
The number of marks is given in brackets [ ] at the end of each question or part question.

This document consists of **14** printed pages and **2** blank pages.

© UCLES 2016

CAMBRIDGE International Examinations

Data

speed of light in free space	$c = 3.00 \times 10^{8}\,\text{m s}^{-1}$
permeability of free space	$\mu_0 = 4\pi \times 10^{-7}\,\text{H m}^{-1}$
permittivity of free space	$\varepsilon_0 = 8.85 \times 10^{-12}\,\text{F m}^{-1}$
	$(\frac{1}{4\pi\varepsilon_0} = 8.99 \times 10^{9}\,\text{m F}^{-1})$
elementary charge	$e = 1.60 \times 10^{-19}\,\text{C}$
the Planck constant	$h = 6.63 \times 10^{-34}\,\text{J s}$
unified atomic mass unit	$1\,\text{u} = 1.66 \times 10^{-27}\,\text{kg}$
rest mass of electron	$m_e = 9.11 \times 10^{-31}\,\text{kg}$
rest mass of proton	$m_p = 1.67 \times 10^{-27}\,\text{kg}$
molar gas constant	$R = 8.31\,\text{J K}^{-1}\,\text{mol}^{-1}$
the Avogadro constant	$N_A = 6.02 \times 10^{23}\,\text{mol}^{-1}$
the Boltzmann constant	$k = 1.38 \times 10^{-23}\,\text{J K}^{-1}$
gravitational constant	$G = 6.67 \times 10^{-11}\,\text{N m}^2\,\text{kg}^{-2}$
acceleration of free fall	$g = 9.81\,\text{m s}^{-2}$

© UCLES 2016

Formulae

uniformly accelerated motion	$s = ut + \frac{1}{2}at^2$ $v^2 = u^2 + 2as$
work done on/by a gas	$W = p\Delta V$
gravitational potential	$\phi = -\frac{Gm}{r}$
hydrostatic pressure	$p = \rho gh$
pressure of an ideal gas	$p = \frac{1}{3}\frac{Nm}{V}\langle c^2 \rangle$
simple harmonic motion	$a = -\omega^2 x$
velocity of particle in s.h.m.	$v = v_0 \cos \omega t$ $v = \pm \omega \sqrt{(x_0^2 - x^2)}$
Doppler effect	$f_o = \frac{f_s v}{v \pm v_s}$
electric potential	$V = \frac{Q}{4\pi\varepsilon_0 r}$
capacitors in series	$1/C = 1/C_1 + 1/C_2 + \ldots$
capacitors in parallel	$C = C_1 + C_2 + \ldots$
energy of charged capacitor	$W = \frac{1}{2}QV$
electric current	$I = Anvq$
resistors in series	$R = R_1 + R_2 + \ldots$
resistors in parallel	$1/R = 1/R_1 + 1/R_2 + \ldots$
Hall voltage	$V_H = \frac{BI}{ntq}$
alternating current/voltage	$x = x_0 \sin \omega t$
radioactive decay	$x = x_0 \exp(-\lambda t)$
decay constant	$\lambda = \frac{0.693}{t_{\frac{1}{2}}}$

© UCLES 2016

[Turn over

BLANK PAGE

© UCLES 2016

Answer **all** the questions in the spaces provided.

1 The speed v of a transverse wave on a uniform string is given by the expression

$$v = \sqrt{\frac{Tl}{m}}$$

where T is the tension in the string, l is its length and m is its mass.

An experiment is performed to determine the speed v of the wave. The measurements are shown in Fig. 1.1.

quantity	measurement	uncertainty
T	1.8N	± 5%
l	126cm	± 1%
m	5.1g	± 2%

Fig. 1.1

(a) State an appropriate instrument to measure the length l.

..... [1]

(b) **(i)** Use the data in Fig. 1.1 to calculate the speed v.

v = ... $m\,s^{-1}$ [2]

(ii) Use your answer in **(b)(i)** and the data in Fig. 1.1 to determine the value of v, with its absolute uncertainty, to an appropriate number of significant figures.

v = ... ± .....$m\,s^{-1}$ [3]

[Total: 6]

© UCLES 2016

[Turn over

2 **(a)** Define *acceleration*.

.....

..... [1]

(b) A ball is kicked from horizontal ground towards the top of a vertical wall, as shown in Fig. 2.1.

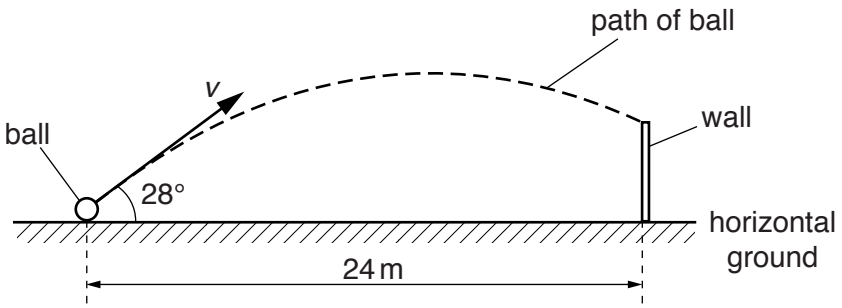

Fig. 2.1 (not to scale)

The horizontal distance between the initial position of the ball and the base of the wall is 24 m. The ball is kicked with an initial velocity v at an angle of 28° to the horizontal. The ball hits the top of the wall after a time of 1.5 s. Air resistance may be assumed to be negligible.

(i) Calculate the initial horizontal component v_X of the velocity of the ball.

v_X = ... $m\,s^{-1}$ [1]

(ii) Show that the initial vertical component v_Y of the velocity of the ball is $8.5\,m\,s^{-1}$.

[2]

(iii) Calculate the time taken for the ball to reach its maximum height above the ground.

time = ... s [2]

© UCLES 2016

(iv) The ball is kicked at time $t = 0$. On Fig. 2.2, sketch the variation with time t of the vertical component v_Y of the velocity of the ball until it hits the wall. It may be assumed that velocity is positive when in the upwards direction.

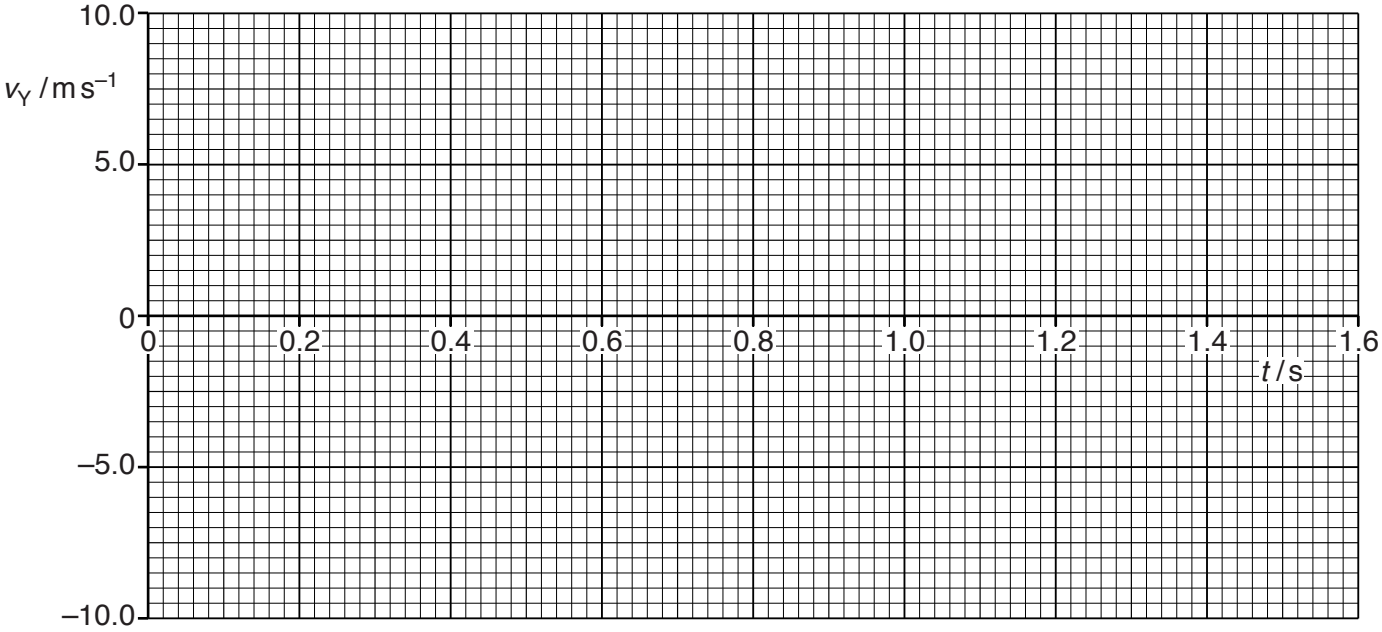

Fig. 2.2

[2]

(c) (i) Use the information in **(b)** to determine the maximum height of the ball above the ground.

maximum height = ... m [2]

(ii) The maximum gravitational potential energy of the ball above the ground is 22 J. Calculate the mass of the ball.

mass = ...kg [2]

(d) A ball of greater mass is kicked with the same velocity as the ball in **(b)**.
State and explain the effect, if any, of the increased mass on the maximum height reached by the ball. Air resistance is still assumed to be negligible.

.....

..... [1]

[Total: 13]

© UCLES 2016

3 **(a)** State what is meant by

(i) *work done*,

.....

..... [1]

(ii) *elastic potential energy*.

.....

..... [1]

(b) A block of mass 0.40 kg slides in a straight line with a constant speed of 0.30 m s^{-1} along a horizontal surface, as shown in Fig. 3.1.

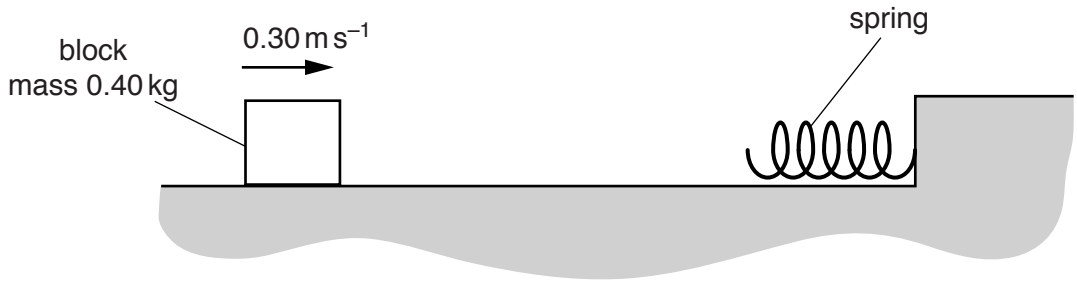

Fig. 3.1

The block hits a spring and decelerates. The speed of the block becomes zero when the spring is compressed by 8.0 cm.

(i) Calculate the initial kinetic energy of the block.

kinetic energy = ... J [2]

(ii) The variation of the compression x of the spring with the force F applied to the spring is shown in Fig. 3.2.

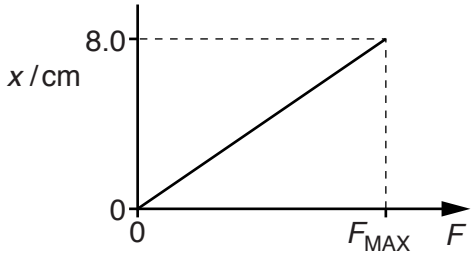

Fig. 3.2

Use your answer in **(b)(i)** to determine the maximum force F_{MAX} exerted on the spring by the block.
Explain your working.

F_{MAX} = ... N [3]

(iii) Calculate the maximum deceleration of the block.

deceleration = ... $m\,s^{-2}$ [1]

(iv) State and explain whether the block is in equilibrium

1. before it hits the spring,

.....

.....

2. when its speed becomes zero.

.....

.....
[2]

(c) The energy E stored in a spring is given by

$$E = \tfrac{1}{2} k x^2$$

where k is the spring constant of the spring and x is its compression.

The mass m of the block in **(b)** is now varied. The initial speed of the block remains constant and the spring continues to obey Hooke's law.

On Fig. 3.3, sketch the variation of the maximum compression x_0 of the spring with mass m.

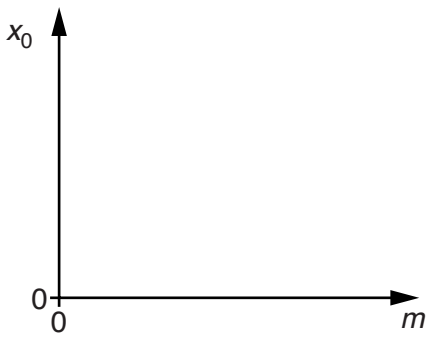

Fig. 3.3 [2]

[Total: 12]

BLANK PAGE

4 **(a)** **(i)** By reference to the direction of propagation of energy, state what is meant by a *transverse* wave.

.....

..... [1]

(ii) State the principle of superposition.

.....

.....

..... [2]

(b) Circular water waves may be produced by vibrating dippers at points P and Q, as illustrated in Fig. 4.1.

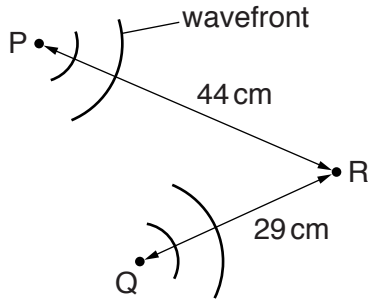

Fig. 4.1 (not to scale)

The waves from P alone have the same amplitude at point R as the waves from Q alone. Distance PR is 44 cm and distance QR is 29 cm.

The dippers vibrate in phase with a period of 1.5 s to produce waves of speed 4.0 cm s^{-1}.

(i) Determine the wavelength of the waves.

wavelength = ... cm [2]

(ii) By reference to the distances PR and QR, explain why the water particles are at rest at point R.

.....

.....

.....

.....

..... [3]

(c) A wave is produced on the surface of a different liquid. At one particular time, the variation of the vertical displacement y with distance x along the surface of the liquid is shown in Fig. 4.2.

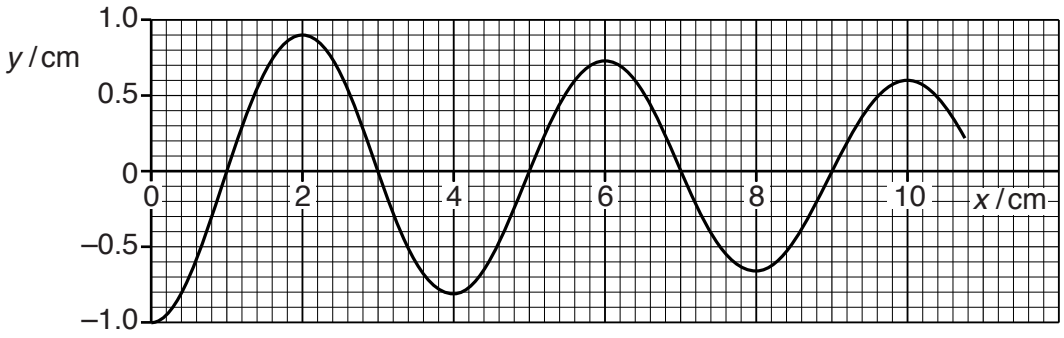

Fig. 4.2

(i) The wave has intensity I_1 at distance $x = 2.0\,\text{cm}$ and intensity I_2 at $x = 10.0$ cm.

Determine the ratio

$$\frac{\text{intensity } I_2}{\text{intensity } I_1}.$$

ratio = ... [2]

(ii) State the phase difference, with its unit, between the oscillations of the liquid particles at distances $x = 3.0\,\text{cm}$ and $x = 4.0\,\text{cm}$.

phase difference = ... [1]

[Total: 11]

5 **(a)** **(i)** State what is meant by an *electric current*.

.....

..... [1]

(ii) Define electric *potential difference* (*p.d.*).

.....

..... [1]

(b) A power supply of electromotive force (e.m.f.) 8.7 V and negligible internal resistance is connected by two identical wires to three filament lamps, as shown in Fig. 5.1.

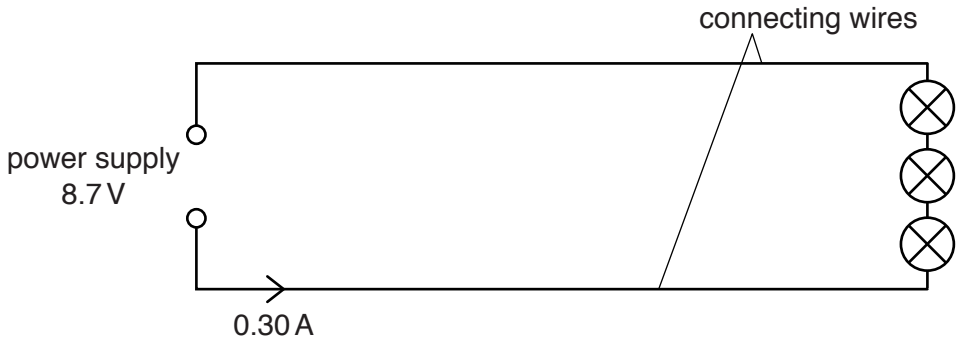

Fig. 5.1 (not to scale)

The power supply provides a current of 0.30 A to the circuit.
The filament lamps are identical. The I–V characteristic for **one** of the lamps is shown in Fig. 5.2.

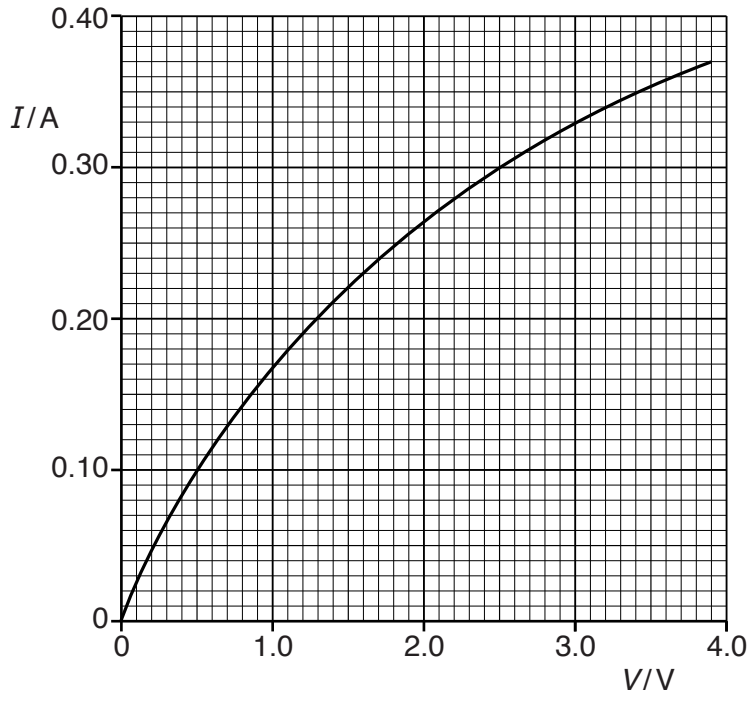

Fig. 5.2

(i) Show that the resistance of each connecting wire is 2.0 Ω.

[2]

(ii) The resistivity of the metal of the connecting wires does not vary with temperature. On Fig. 5.2, sketch the I–V characteristic for **one** of the connecting wires. [2]

(iii) Calculate the power loss in one of the connecting wires.

power = ... W [2]

(iv) Some data for the connecting wires are given below.

cross-sectional area = 0.40 mm^2
resistivity = 1.7×10^{-8} Ω m
number density of free electrons = 8.5×10^{28} m^{-3}

Calculate

1. the length of one of the connecting wires,

length = ... m [2]

2. the drift speed of a free electron in the connecting wires.

drift speed = ... $m\,s^{-1}$ [2]

[Total: 12]

6 A neutron decays by emitting a β^- particle.

(a) Complete the equation below for this decay.

$$^{1}_{0}n \rightarrow \begin{matrix}\cdots\cdots\cdots \\ \cdots\cdots\cdots\end{matrix} \cdots\cdots\cdots + \begin{matrix}\cdots\cdots\cdots \\ \cdots\cdots\cdots\end{matrix} \beta^- + \begin{matrix}\cdots\cdots\cdots \\ \cdots\cdots\cdots\end{matrix} \bar{\nu}$$

[2]

(b) State the name of the particle represented by the symbol $\bar{\nu}$.

..... [1]

(c) State the name of the class (group) of particles that includes β^- and $\bar{\nu}$.

..... [1]

(d) State

(i) the quark structure of the neutron,

..... [1]

(ii) the change to the quark structure when the neutron decays.

.....

..... [1]

[Total: 6]

Permission to reproduce items where third-party owned material protected by copyright is included has been sought and cleared where possible. Every reasonable effort has been made by the publisher (UCLES) to trace copyright holders, but if any items requiring clearance have unwittingly been included, the publisher will be pleased to make amends at the earliest possible opportunity.

To avoid the issue of disclosure of answer-related information to candidates, all copyright acknowledgements are reproduced online in the Cambridge International Examinations Copyright Acknowledgements Booklet. This is produced for each series of examinations and is freely available to download at www.cie.org.uk after the live examination series.

Cambridge International Examinations is part of the Cambridge Assessment Group. Cambridge Assessment is the brand name of University of Cambridge Local Examinations Syndicate (UCLES), which is itself a department of the University of Cambridge.

© UCLES 2016